

- 1
- 2
- 3
- 4
- 5
- 6
- 7
- 8
- 9
- 10
- 11
- 12
- 13
- 14
- 15
- 16
- 17
- 18

MATERIAL

Zinc-plated steel.

ELASTIC RING

Zinc-plated steel for springs.

STANDARD EXECUTIONS



- **GN 6311.3-N**: with zinc-plated steel clamping surface.
- **GN 6311.3-R**: no-slip coating in thermoplastic elastomer (TPE).
- **GN 6311.3-G**: with acetal based (POM) technopolymer bearing protection, RAL 9001 white colour.

FEATURES AND APPLICATIONS

GN 6311.3 thrust pads are used to transmit clamping forces by means of grub screws DIN 6332 (see page 636).

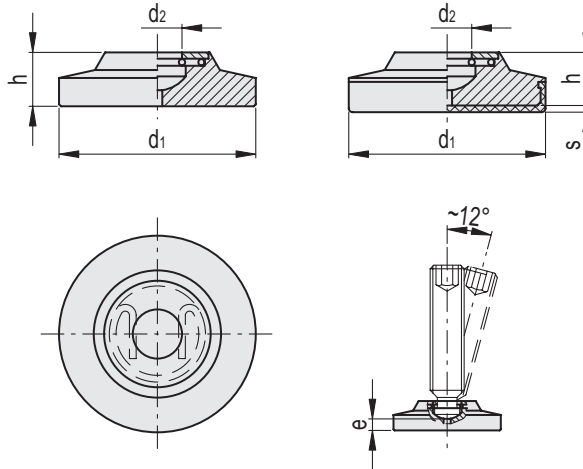
The retaining ring creates a simple and fast coupling between the threaded stud and the thrust pad.

They can be adapted on irregular surfaces and prevent the rotating movement of the thrust pad from being exerted directly on the surface to be locked.



GN 6311.3-N

GN 6311.3-R
GN 6311.3-G



Conversion Table	
1 mm = 0,039 inch	
d1	
mm	inch
50	1.97
60	2.36

METRIC

GN 6311.3-N

Code	Description	d1	d2 +0.2	h	e	s	DIN 6332	⚖
GN.12317	GN 6311.3-50-11.5-N	50	9.2	11.5	2.5	1.7	M12	133
GN.12337	GN 6311.3-50-13.5-N	50	12.5	13.5	4	1.7	M16	140
GN.12357	GN 6311.3-60-13.5-N	60	12.5	13.5	4	1.7	M16	227
GN.12367	GN 6311.3-60-15.5-N	60	16.5	15.5	4.3	1.7	M20	237

GN 6311.3-R

Code	Description	d1	d2 +0.2	h	e	s	DIN 6332	⚖
GN.12311	GN 6311.3-50-11.5-R	50	9.2	11.5	2.5	2	M12	114
GN.12331	GN 6311.3-50-13.5-R	50	12.5	13.5	4	2	M16	122
GN.12351	GN 6311.3-60-13.5-R	60	12.5	13.5	4	2	M16	197
GN.12361	GN 6311.3-60-15.5-R	60	16.5	15.5	4.3	2	M20	207

GN 6311.3-G

Code	Description	d1	d2 +0.2	h	e	s	DIN 6332	⚖
GN.12314	GN 6311.3-50-11.5-G	50	9.2	11.5	2.5	2	M12	126
GN.12334	GN 6311.3-50-13.5-G	50	12.5	13.5	4	2	M16	133
GN.12354	GN 6311.3-60-13.5-G	60	12.5	13.5	4	2	M16	217
GN.12364	GN 6311.3-60-15.5-G	60	16.5	15.5	4.3	2	M20	227

Standard machine parts